Dashboard

Case Study

About the Project

Problem Statement:

Traditional rental systems rely on manual input, leading to inefficiency, errors, and customer frustration. Agents struggle with repetitive data entry, while managers lack real-time access to visibility into fleet status and client compliance. AQUA aims to simply these pain points through automation, AI assistance, and RFID integration.

Project Overview:

AQUA RFID Car Rental System is a modern digital solution designed to revolutionize how car rental companies manage operations, clients, and vehicles. The platform integrates RFID technology with AI-powered automation, aiming to ensuring quick verification and real time tracking of rentals. The design emphasizes clarity, automation, and a futuristic brand identity suitable for the next generation of rental systems

Project Time Line
Preparation

Day 1-2
Research
Stakeholder Interviews & user insights

Day 3-4
Wireframing
Low fidelity structure & layout mapping

Day 5-6
UI Design
High fidelity visuals & brand alignment

Day 7-8
RFID Workflow
System logic & user flow integration

Day 9-10
Prototyping
Clickable Figma prototype + testing

Day 11-12
Final Delivery
Handoff documentation & presentation

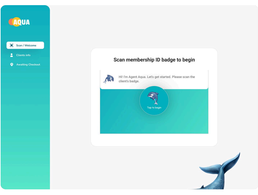

Design Process

This is a step-by-step method to solve problem by understanding user needs generating ideas, and refining them into functional, appealing designs.

01 DISCOVER
User Research
User Interviews
Competitive Analysis

02 Define & Ideate
User Persona
Empathy Mapping
RFID Scan

03 Design Thinking
Wireframes
Style Guide
Visual Design

04 Testing
Usability Testing
Iteration
Stakeholder Feedback

Typeface
Brand Setup

Heading One
Heading Two
Heading Three
Subheading
Paragraph

ROBOTO

Aa

#0CA0BF | #E77FCC | #E7F1CC

#0CA0BF | #F9F5CC

Roadmap
User Flow



Visual
Design

1 Onboarding Flow

The user flow starts with a short onboarding experience introducing the app's key features and value. After onboarding, users proceed to the authentication flow that includes login, forgot password, OTP verification, and set new password screens. Once verified, users can securely log in and access their personalized dashboards. This flow ensures a smooth first-time experience while maintaining data privacy and account security.

2 Agent Flow

The agent flow begins with the agent scanning their RFID card to check in. During check-in, the agent records all necessary vehicle and rental details. At the end of the process, the agent checks out by inspecting the vehicle's condition and submitting the report to the manager for final inspection and approval. This ensures a transparent workflow and accurate record-keeping throughout the rental process.

3 Manager Flow

Both agent and user details are managed within the system for transparency and easy access. Each user profile includes personal information, booking history, and vehicle rental records. Agents have detailed profiles containing their RFID credentials, assigned tasks, and performance history. This structure allows smooth coordination between users, agents, and managers while maintaining accurate operational data.

4 System Panel
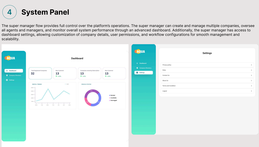
The super manager flow provides full control over the platform's operations. The super manager can create and manage multiple companies, oversee all agents and managers, and monitor overall system performance through an advanced dashboard. Additionally, the super manager has access to customization tools, allowing customization of company details, user permissions, and workflow configurations for smooth management and scalability.